

temperature

JOFRA[®]

calibration

» High accuracy

Down to $\pm 0.06^{\circ}\text{C}$ ($\pm 0.11^{\circ}\text{F}$) using the external reference sensor. 4-wire True-Ohm-Measurement technology applied

» Excellent stability 0.01°C

» Wide temperature range

PTC-155 from -25 to 155°C (-22 to 311°F)
PTC-350 from 33 to 350°C (91 to 662°F)
PTC-660 from 33 to 660°C (91 to 1220°F)

» Improved temperature homogeneity

Unique active dual-zone block ensures good temperature homogeneity in the calibration zone

» Intelligent reference sensors

JOFRA reference sensors are supplied with intelligent plugs, containing calibration data (coefficients) of the reference sensor. A truly plug'n'play calibration system

» USB communication

All PTC calibrators communicate via an easy-to-use USB port

» Time-saving

High speed heating and cooling times. 350°C in only 7 minutes

» Work order functionality

Upload advanced calibration routines to your PTC for troublefree and automatic on-site calibrations

ISO 9001 Manufacturer

Specification Sheet, SS-PTC

Intuitive and
fast calibration!

Professional Temperature Calibrator

PTC-155, PTC-350 & PTC-660



AMETEK continues to develop new techniques to improve performance, accuracy, convenience and functionality of the well-known JOFRA calibration products. By doing so, we maintain our position as the leading worldwide manufacturers of temperature dry-block calibrators.

The new PTC calibrator comes in three different models: A, B and C

- PTC-A professional temperature calibrator
- PTC-B professional temperature calibrator with input for reference sensor and sensors-under-test
- PTC-C professional temperature calibrator with input for reference sensor

The PTC offers many of the well-known JOFRA features, such as:

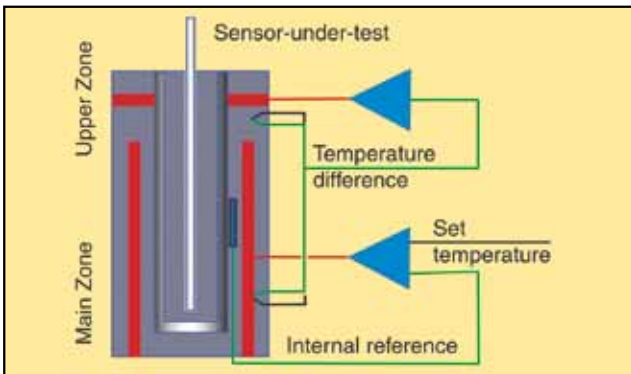
- Easy-to-read color VGA display with perfect overview of the actual calibration status
- Intelligent recalibration information, IRI
- Intuitive, fast and user-friendly navigation
- Lightweight and easy to carry around
- Functional carrying case
- Multi-hole insert kits covering all the most used sensor sizes
- High profile design and the well-known long lasting JOFRA quality

AMETEK[®]
TEST & CALIBRATION INSTRUMENTS

Unique temperature performance

The PTC series of calibrators provides precision temperature calibration of sensors, whatever the type or format. This is accomplished through an innovative active dual-zone heating technology.

The JOFRA PTC-series features our well-known active dual-zone heating technology. Each heating zone is independently controlled for precision temperature calibration. The homogeneity in the lower part is close to that of a laboratory liquid bath. The lower zone ensures optimum heat dissipation throughout the entire calibration zone. The upper zone compensates for heat loss from the sensor-under-test and from the open top. This design also eliminates the need for extra insulation of sensors-under-test and makes it possible to calibrate liquid-filled and other mechanical sensors.



USB connector for communication

The new USB connection provides fast and easy access to all laptops without the need of RS-232 to USB converters. Future-proof through e.g. a flash capability for easy firmware upgrades as well as already integrated LAN communication and USB host connectors for future use.

Intelligent recalibration information, IRI

In order to comply with ISO, SOP's and FDA it is imperative that the calibration equipment never exceeds the expiry date of the calibration certificate. The PTC calibrators are constantly checking calibration dates on the calibrator as well as for the connected STS sensors. If the calibration period has expired, a warning will appear in the display. This feature prevents costly consequence evaluation.

Intelligent reference sensors

The JOFRA STS-150 intelligent reference sensors contain individual calibration data regarding the sensor. This means that the time-consuming coefficient downloading sequence with risk of errors is no longer necessary and that the user can change the reference sensor and be up and running immediately.

With the intelligent sensors, AMETEK has eliminated a source of error and the system is now giving a fail-safe plug'n'play calibration system.

Unique reference sensors

The new STS-150 reference sensors are angled at 90° and are only slightly higher than the top of the PTC calibrator.

The unique design makes it possible to calibrate threaded sensors and sensors with connection heads without any problems



Only
8.2 kg

Easy to carry

Particularly users that frequently perform on-site calibrations will appreciate the focus on minimizing the weight of the PTC calibrator.

We have thoroughly included the weight issue in our design and have developed new design techniques that have made the PTC calibrator lightweight and easy to carry around without compromising its quality, durability and functionality.

Fast temperature calibration

Time is money! The new PTC calibrators have an increased heating and cooling speed. The PTC-350 goes from 33°C up to 350°C in just 7 minutes. The implication is savings in both production downtime and general calibration costs.

350°C
in 7 min.

New multi-hole insert kits

Two special multi-hole insert kits have been developed to comply with calibration of almost any sensor diameter without having to buy numerous inserts.

The first kit is a metric insert kit consisting of only four inserts covering all diameters from 3 to 12 mm. The other is an imperial insert kit consisting of only three inserts covering six different sizes from 1/8" to 1/2". All inserts have, beside the holes for the Sensor under test, a 4 mm STS reference sensor hole. With this new insert kit in the carrying case, the user is now able to calibrate all commonly known sensor sizes.

Wide temperature range

The PTC-series can perform calibration over a very wide temperature range starting from -25°C and up to 660°C (-13 to 1220°F). This makes it possible to perform calibration jobs over a range of 685°C (1233°F) with only two calibrators.

NEW!

Intuitive and fast navigation!



Easy-to-read color display and user-friendly navigation

The 5.7" full color VGA display is very easy to read. The main temperatures, like SET, READ, TRUE and Sut (Sensor under test), are always displayed at all stages of the programming or calibration procedure.

The navigation is menu-driven and very logical to use and the display shows any important information needed for the current function in use. The communication windows pop up and are followed by discrete sound messages.

The back-lit display can easily be read in all light conditions.

The large display contains more detailed information, such as:

- Stability status
- Real time clock
- Serial number of reference sensor
- Sensor-under-test status


All-in-one carrying case

The specially designed carrying case makes it possible to store the STS reference sensors in an optimum physical protection. There is room for inserts and insulation plugs to cover all dimensions and a compartment for wires, manuals, certificates, plugs, insert tools etc.



Integrated support rod

The integrated support rod is part of the reduced weight philosophy. It is light-weight and very easy to mount on the PTC. Two fixing holes are integrated in the calibrator where the support rods can be mounted.

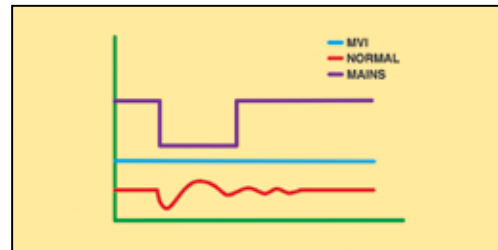


Integrated!

MVI - Secure temperature stability

MVI stands for "Mains power Variance Immunity". Unstable mains power is a major contributor to on-site calibration inaccuracies. Traditional temperature calibrators often become unstable in production environments where large electrical motors, heating elements, and other devices are periodically cycled on or off. The cycling of supply power can cause the temperature regulator to perform inconsistently, leading to both inaccurate readings and unstable temperatures.

The JOFRA PTC calibrators all employ the MVI functionality, thus avoiding such stability problems. For the PTC-155 the MVI functionality is obtained by running the calibrator on stabilized DC voltage.



Highest accuracy

The PTC series B and C models are supplied with a built-in reference measuring circuit to be used with an external reference sensor. This feature allows the instrument to perform calibrations on-site, while maintaining a high accuracy.

A special 90° angled external reference sensor is designed to accommodate calibration of sensors with a transmitter head, top connector or similar arrangement. The user can decide whether to read the built-in reference sensor or the more accurate angled reference sensor from the large, easy-to-read display. The external and the internal sensor readings are independent of one another.

SET-Follows-TRUE

Available on B and C models only, the "SET-Follows-TRUE" makes the instrument tune in until the temperature reading of the external reference "TRUE" meets the desired "SET" temperature. This feature is important when it is critical that the temperature of the calibration zone matches the desired temperature when measured with accurate external reference sensors.

Reading of sensor-under-test

The PTC model B is equipped with a built-in accurate measuring circuit for sensor-under-test (input), which enables measurement of virtually any type of temperature sensors including: resistance thermometers (RTD), thermocouples (TC), transmitters, milliamps (mA) and thermostats.

The PTC calibrators can be user-programmed from the keyboard for fully automatic sensor calibrations. Once the unit is programmed, the instrument is self-operating and performs the configured calibration routine. All calibration data are stored and can be read in the display.

Switch test

On the B model you can perform a thermostatic test and find "Open", "Closed" and the hysteresis (deadband) automatically. The instrument retains the last twenty test results.

Auto-stepping

Up to 20 different temperature steps may be programmed including the hold time for each step. Upon completion of an auto step routine, the user can easily read the results for the sensor-under-test on the PTC display. Results from twenty auto-step calibrations are stored.

The "Set temperature" feature allows the user to set the exact desired temperature with a resolution of 0.01°.



Enhanced stability

A stability indicator shows when the PTC calibrator has reached the desired temperature and is stable. The user may change the stability criteria for the external reference and the sensor-under-test quickly and simply. The stability criterion is the user's security of a correct calibration. A count-down timer is displayed next to the temperature read-out.

Instrument setups

The PTC series allows the user to store up to ten (10) complete instrument setups. You can store all sorts of information including temperature units, stability criteria, use of external reference sensors, resolutions, sensors-under-test (Sut), conversions to temperature, display contrasts, etc. The setup may be recalled at any time.

Maximum and minimum temperature

From the setup menu, the user can select the maximum and minimum temperature limit for the calibrator. This function prevents damage to the sensor-under-test caused by excessive temperatures and it helps reduce sensor drift from exposure to high temperatures. This feature can be locked with an access code.

Free download
www.jofra.com



JOFRACAL calibration software

JOFRACAL is a highly versatile calibration software that is supplied together with the PTC calibrator. The software ensures easy calibration of all kind of temperature sensors, such as RTD's, thermocouples, transmitters and thermostats. Furthermore, it can be used for pressure calibration i.e. pressure gauges and pressure switches.

This allows the PTC calibrator to:

- Operate as a stand-alone instrument, using advanced calibration routines without the assistance of a personal computer on site. The work order functionality
- Prevent unauthorized changes to a calibration routine. Personnel who are not authorized to alter a calibration routine cannot do so

Once all calibrations are completed, the data may be uploaded to the JOFRACAL for printing of certificates. The data collected may be stored on the personal computer for later recall or analysis.

JOFRACAL offers extended output formats of the captured calibration data such as PDF file format and ASCII/semicolon separated text format for further processing and calculation of data in spreadsheets and word processors.

JOFRACAL is compatible with all JOFRA temperature, pressure and signal calibrator instruments.

JOFRACAL may also be used for manual calibrations, as it can be set up to accept manual entry of calibration data together with other brand dry-block heat sources, liquid baths or ice points.

Calibration of up to 24 sensors with JOFRA ASM

Using the JOFRA PTC series together with the ASM, Advanced Signal Multi-scanner, offers a great time-saving automatic solution to calibrate multiple temperature sensors at the same time. The ASM series is an eight channel scanner controlled by the JOFRACAL software on a PC. Up to 3 ASM units can be stacked to calibrate up to 24 sensors at a time. It can handle signals from 2-, 3- and 4 wire RTD's, thermocouples, transmitters, temperature switches and voltage.



Hardware requirements

- INTEL™ 486 processor
- (PENTIUM™ 800 MHz recommended)
- 32 MB RAM (64 MB recommended)
- 80 MB free disk space on hard disk prior to installation
- Standard VGA (800 x 600, 16 colors) compatible screen
- (1024 x 786, 256 colors recommended)

**Optional
PTC firmware
package**

Optional PTC firmware package

Optional feature for B model only. See Option U1 in ordering code.

The PTC calibrator can be supplied with additional functionality.

1. Engineering units in display
2. Work order functionality
3. Additional sensor under test input types*

*Pt10(90)385, Pt50(90)385, Pt200(90)385, Pt500(90)385, Pt50(90)391, M50(90)428, M100(90)428, Pt100 Mill and YSI-400

Upon buying the User Interface functionality, U1, the following three capabilities are enabled.

Documenting temperature calibrator

The PTC calibrator can store calibration procedures and may be taken out to the process site without bringing a personal computer.

This allows the PTC calibrator to:

- Operate as a stand-alone instrument, using advanced calibration routines without the assistance of a personal computer on site. The work order functionality
- Prevent unauthorized changes to a calibration routine. Personnel who are not authorized to alter a calibration routine cannot do so

Once all calibrations are completed, the data may be uploaded to the JOFRACAL for printing of certificates. The data collected may be stored on the personal computer for later recall or analysis.

As found/As left

On the B model you can, when running a calibration initiated from a work order, select the calibration as an As Found or an As Left calibration.

Calibration of indication devices

When calibrating the B model an indicating device in the work order mode, users may key in the results during or after the test. Using the "Calibration info" function, the user may view the complete calibration task, including the "Scenario" before the calibration takes place.

FUNCTIONAL SPECIFICATIONS

Temperature range @ 23°C / 73°F

PTC-155	-25 to 155°C / -13 to 311°F
PTC-350	33 to 350°C / 91 to 662°F
PTC-660	33 to 660°C / 91 to 1220°F

Accuracy (model B & C) with external STS ref. sensor

PTC-155 B & C.....	±0.06°C/±0.11°F
PTC-350 B & C.....	±0.08°C/±0.15°F
PTC-660 B & C.....	±0.15°C/±0.27°F

12-month period. Relative to reference standard. Specifications by use of the external JOFRA STS-150 reference sensor

Accuracy with internal reference sensor

PTC-155 A, B & C	±0.18°C/±0.32°F
PTC-350 A, B & C	±0.20°C/±0.36°F
PTC-660 A, B & C @ 33 to 420°C.....	±0.30°C/±0.54°F
PTC-660 A, B & C @ 420 to 660°C.....	±0.50°C/±0.54°F

Stability

PTC-155	±0.01°C/±0.018°F
PTC-350	±0.02°C/±0.036°F
PTC-660	±0.04°C/±0.072°F

Measured after the stability indicator has been on for 15 minutes. Measuring time is 30 minutes.

Radial homogeneity (difference between holes)

PTC-155	0.01°C/0.018°F
PTC-350	0.02°C/0.036°F
PTC-660	0.10°C/0.180°F

Resolution (user-selectable)

All temperatures 1° or 0.1° or 0.01°

Heating time

PTC-155	-25 to 23°C/-13 to 73°F.....	4 minutes
	23 to 155°C/73 to 311°F.....	12 minutes
PTC-350	33 to 350°C/91 to 662°F.....	7 minutes
PTC-660	33 to 660°C/91 to 1220°F.....	20 minutes

Cooling time

PTC-155	155 to 23°C/311 to 73°F.....	10 minutes
	23 to -25°C/73 to -13°F.....	15 minutes
PTC-350	350 to 100°C/662 to 212°F.....	12 minutes
	100 to 50°C/212 to 122°F.....	12 minutes
PTC-660	660 to 100°C/1220 to 212°F.....	36 minutes
	100 to 50°C/212 to 122°F.....	15 minutes

Time to stability (approx.)

PTC-155	10 minutes
PTC-350	10 minutes
PTC-660	10 minutes

Immersion depth

PTC-155	160 mm/6.3 in
PTC-350	140 mm/5.5 in
PTC-660	150 mm/5.9 in

INPUT SPECIFICATIONS

All input specifications apply to the dry-block of the calibrator running at the respective temperature (stable plus an additional 20 minute period).

Input specifications are not applicable to the PTC-A models

All input specifications are valid for PTC-155, PTC-350, PTC-660.

RTD reference input (B & C models only)

Type..... 4-wire RTD with true ohm measurements¹⁾
 F.S. (Full Scale) 400 ohm
 Accuracy (12 months) ±(0.003% rdg. + 0.0007% F.S.)

RTD Type	Temperature		Accuracy	
	°C	°F	°C	°F
Pt100 reference	-25	-13	±0.014	±0.025
	0	32	±0.015	±0.027
	55	131	±0.017	±0.031
	100	212	±0.018	±0.032
	155	311	±0.020	±0.036
	350	662	±0.028	±0.051
	660	1220	±0.041	±0.074

Note 1: True ohm measurement is an effective method to eliminate errors from induced thermoelectrical voltage

RTD sensor under test input (B model only)

F.S. (range) 400 ohm
 Accuracy (12 months)..... ±(0.006% Rdg.+0.015% F.S.)
 F.S. (range) 4000 ohm
 Accuracy (12 months) ±(0.005% Rdg. + 0.005% F.S.)
 2-wire add 50 mOhm

RTD Type	Temperature		Accuracy	
	°C	°F	°C	°F
Pt1000 (90) 385	-25	-13	±0.07	±0.12
	0	32	±0.07	±0.12
	155	311	±0.08	±0.15
	350	662	±0.10	±0.18
	660	1220	±0.13	±0.23
Pt500 (90) 385	-25	-13	±0.12	±0.22
	0	32	±0.12	±0.22
	155	311	±0.14	±0.24
OPTIONAL	350	662	±0.16	±0.28
	660	1220	±0.20	±0.35
	Pt100 (90) 385	-25	-13	±0.04
0		32	±0.04	±0.06
155		311	±0.05	±0.08
350		662	±0.06	±0.11
660		1220	±0.08	±0.15

The PTC calibrator has as standard input for resistance sensors and curves such as:

P100(90)391, P100(90)392, H120(90)672

The PTC can optionally be supplied with input for resistance sensors and curves such as:

Pt10(90)385, Pt50(90)385, Pt200(90)385, Pt500(90)385, Pt50(90)391, M50(90)428, M100(90)428, Pt100 Mill and YSI-400

Thermocouple input

Range ±78 mV
 F.S. (Full Scale) 78 mV
 Accuracy (12 months) ±(0.02% Rdg. + 0.01% F.S.)

TC Type	Temperature		Accuracy*	
	°C	°F	°C	°F
E	0	32	±0.14	±0.25
	155	311	±0.14	±0.25
	350	662	±0.17	±0.31
	660	1220	±0.22	±0.40
J	0	32	±0.17	±0.31
	155	311	±0.17	±0.31
	350	662	±0.23	±0.41
	660	1220	±0.25	±0.45
K	0	32	±0.22	±0.40
	155	311	±0.22	±0.40
	350	662	±0.26	±0.48
	660	1220	±0.32	±0.57
T	0	32	±0.20	±0.36
	155	311	±0.20	±0.36
	350	662	±0.19	±0.35
	400	752	±0.19	±0.35
R	155	311	±1.56	±2.81
	350	662	±0.83	±1.50
	660	1220	±0.75	±1.36
	S	155	311	±1.56
S	350	662	±0.92	±1.66
	660	1220	±0.85	±1.53
	B	250	482	±3.17
B	350	662	±2.42	±4.35
	660	1220	±1.32	±2.37
	N	0	32	±0.30
155		311	±0.30	±0.54
350		662	±0.29	±0.52
660		1220	±0.32	±0.57
U	0	32	±0.20	±0.36
	155	311	±0.18	±0.33
	350	662	±0.19	±0.35
	600	1112	±0.21	±0.37

* Excl. CJC accuracy ±0.35°C / ±0.63°F

Transmitter supply (B model only)

Output voltage..... 24VDC ±10%
 Output current..... Maximum 28 mA

Transmitter input mA (B model only)

Range 0 to 24 mA
 Accuracy (12 months) ±(0.02% Rdg. +0.01% F.S.)

Mains specifications

Voltage 115V (90-127) / 230V (180-254)
 Frequency, non US deliveries 50 Hz ±5, 60 Hz ±5
 Frequency, US deliveries 60 Hz ±5
 Power consumption (max.) PTC-155 400 W
 Power consumption (max.) PTC-350/PTC-660 1150 W

Switch input (B model only)

Switch dry contacts
 Test voltage..... Maximum 5 VDC
 Test current Maximum 2.5 mA

Communication interface

Serial data interfaceUSB 2.0 device port
 Serial data interfaceUSB 2.0 host double port*
 LAN..... Ethernet MAC 10/100 Base-T*

* for future expansion

Miscellaneous

Operating temperature.....0 to 40°C/32 to 104°F
 Storage temperature -20 to 50°C/-4 to 122°F
 Humidity 0 to 90% RH
 Protection classIP-10

PHYSICAL SPECIFICATIONS

Weight and instrument size (L x W x H)

PTC-155 10.3 kg/22.7 lb
 PTC-350 8.2 kg/18.1 lb
 PTC-660 8.9 kg/19.6 lb
 PTC-ALL 362 x 171 x 363 mm/14.3 x 6.7 x 14.3 in

Shipping (without carrying case)

PTC-155 14.0 kg/30.9 lb
 PTC-350 11,9 kg/26.2 lb
 PTC-660 12,6 kg/27.8 lb
 PTC-ALL 580 x 250 x 500 mm/22.8 x 9.8 x 19.7 in

Shipping (including solid protective carrying case) - CX

PTC-155 19.0 kg/41.9 lb
 PTC-350 16.9 kg/37.2 lb
 PTC-660 17.6 kg/38.8 lb
 PTC-ALL 610 x 340 x 495 mm/24.0 x 13.4 x 19.5 in

Shipping (including solid protective trolley carrying case) - CT

PTC-155 23.9 kg/52.7 lb
 PTC-350 21.8 kg/48.1 lb
 PTC-660 22.5 kg/49.6 lb
 PTC-ALL 550 x 440 x 610 mm/21.7 x 17.3 x 24.0 in

Shipping (carrying case only) - CX

Weight 7.2 kg/15.9 lb
 Size..... 610 x 340 x 495 mm/25.5 x 13.4 x 19.5 in

Shipping (carrying case only) - CT

Weight 12.1 kg/26.7 lb
 Size..... 550 x 440 x 610 mm/21.7 x 17.3 x 24.0 in

INSERTS

Insert dimensions, diameter & length

PTC-155 and PTC-350 25.8 x 150 mm/1.02 x 5.91 in
 PTC-660 24.8 x 160 mm/0.98 x 6.30 in

Insert material

PTC-155 and PTC-350 aluminium
 PTC-660 brass


Weight of non-drilled insert (approx.)

PTC-155 and PTC-350 205 g / 7.2 oz
 PTC-660 630 g / 22.2 oz

Use of other inserts may reduce performance of the calibrator. To get the best results out of the calibrator, the insert dimensions, tolerance and material is critical. We highly advise using JOFRA inserts, as they guarantee trouble free operation.

PREDRILLED INSERTS FOR PTC series

All predrilled inserts have holes for 4 mm reference sensor
All inserts for PTC-155 are supplied with an insulation plug drilled with the necessary holes

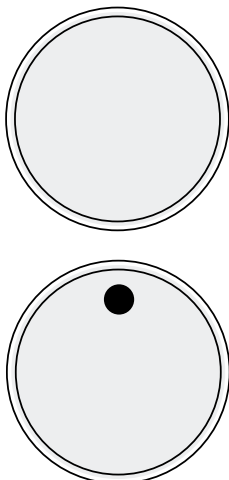


Spare part no. for predrilled inserts with reference holes				
Sensor diameter	Insert code ¹	Instrument		
		PTC-155 A/B/C	PTC-350 A/B/C	PTC-660 A/B/C
3 mm	003	127937	127990	128031
4 mm	004	127938	127991	128032
5 mm	005	127939	127992	128033
6 mm	006	127940	127993	128034
7 mm	007	127941	127994	128035
8 mm	008	127942	127995	128036
9 mm	009	127943	127996	128037
10 mm	010	127944	127997	128038
11 mm	011	127945	127998	128039
12 mm	012	127946	127999	128040
13 mm	013	127947	128000	128041
14 mm	014	127948	128001	128042
15 mm	015	127949	128002	128043
Package of the above inserts	SMM	127951	128004	128045

Spare part no. for predrilled inserts with reference holes				
Sensor diameter	Insert code ¹	Instrument		
		PTC-155 A/B/C	PTC-350 A/B/C	PTC-660 A/B/C
1/8 in	125	127952	128005	128046
3/16 in	187	127953	128006	128047
1/4 in	250	127954	128007	128048
5/16 in	312	127955	128008	128049
3/8 in	375	127956	128009	128050
7/16 in	437	127957	128010	128051
1/2 in	500	127958	128011	128052
9/16 in	562	127959	128012	128053
5/8 in	625	127960	128013	not possible
Package of the above inserts	SIM	127961	128014	128055

Note 1: Use the insert code, when ordering a JOFRA standard insert together with the PTC calibrator

UNDRILLED INSERTS FOR PTC SERIES



Inserts, undrilled incl. insulation plugs				
Inserts	Insert code ¹	Instrument		
		PTC-155 A/B/C	PTC-350 A/B/C	PTC-660 A/B/C
5-pack, undrilled inserts with no holes	UN1	127935	127988	128029
5-pack, undrilled inserts with hole for 4 mm reference sensor	UN2	127936	128989	128030
Undrilled insulation plug		127969	Not possible	Not possible

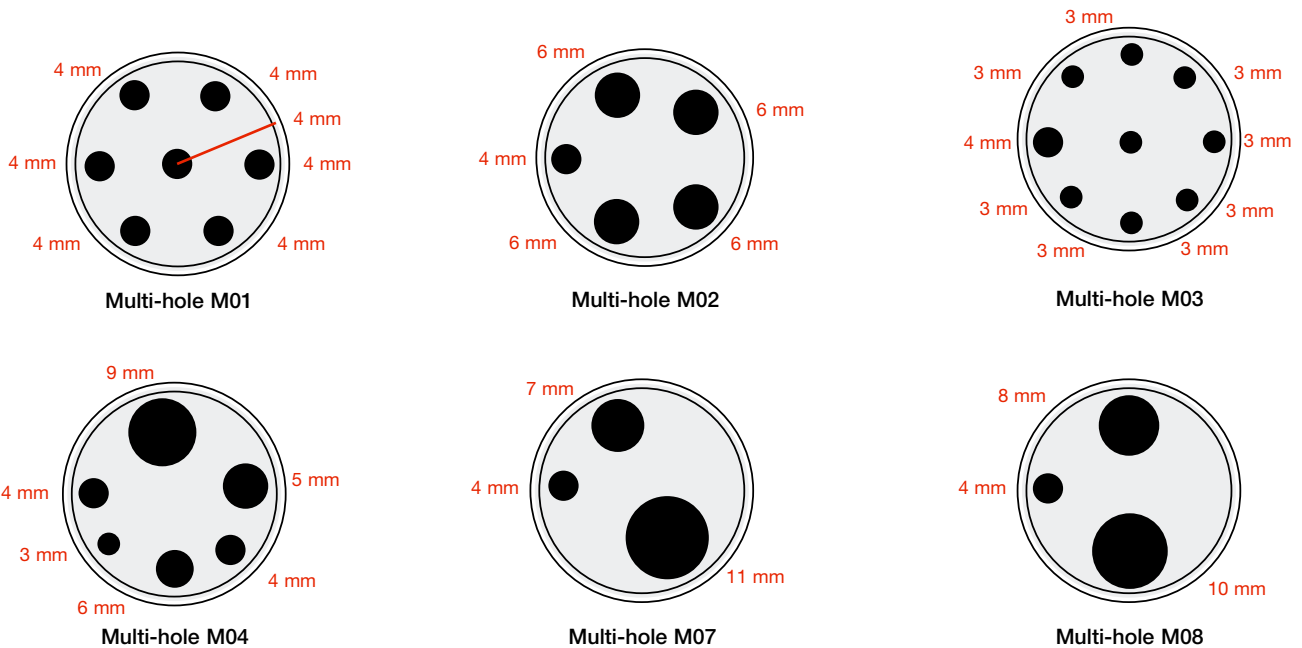
Note 1: Use the insert code, when ordering a JOFRA standard undrilled insert together with the PTC calibrator

MULTI-HOLE INSERTS FOR PTC SERIES - METRIC (MM)

All inserts for PTC-155 are supplied with an insulation plug drilled with the necessary holes

Spare part no. for multi-hole inserts - metric (mm)				
Insert type	Insert code ¹	Instrument		
		PTC-155 A/B/C	PTC-350 A/B/C	PTC-660 A/B/C
Multi-hole type 1	M01	127962	128015	128056
Multi-hole type 2	M02	127963	128016	128057
Multi-hole type 3	M03	127964	128017	128058
Multi-hole type 4	M04	127965	128018	128059
Multi-hole type 7	M07	127966	128019	128060
Multi-hole type 8	M08	127967	128020	128061
Set of 4 Metric Multi Inserts, 3mm to 12mm	SMX	127976	128022	128067

Note 1: Use the insert code, when ordering a JOFRA standard multi-hole insert together with the PTC calibrator

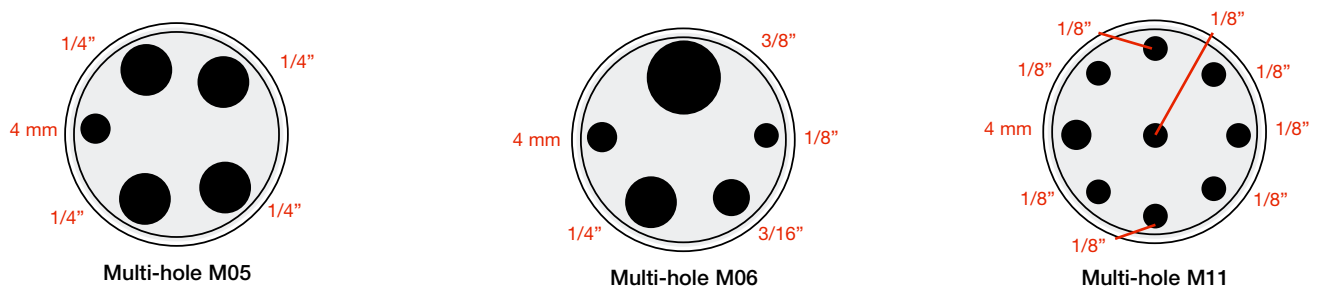


MULTI-HOLE INSERTS FOR PTC SERIES - IMPERIAL (INCH)

All inserts for PTC-155 are supplied with an insulation plug drilled with the necessary holes

Spare part no. for multi-hole inserts - imperial (inch)				
Insert code	Insert code ¹	Instrument		
		PTC-155 A/B/C	PTC-350 A/B/C	PTC-660 A/B/C
Multi-hole type 5	M05	127970	128023	128063
Multi-hole type 6	M06	127972	128025	128065
Multi-hole type 10	M10	127973	128026	128066
Multi-hole type 11	M11	127971	128024	128064
Set of 3 Imperial Multi Inserts, 1/8 to 1/2 inch	SIX	127977	128027	128068

Note 1: Use the insert code, when ordering a JOFRA standard multi-hole insert together with the PTC calibrator



STANDARD DELIVERY

Model A, B and C:

- PTC dry-block calibrator (user specified)
- Mains power cable (user specified)
- Traceable certificate
- Tool for insertion tubes
- Heat shield - PTC-350 and PTC-660
- JOFRACAL
- USB cable
- Set of rubber cones for insulation plugs - PTC-155
- Manual

Model B instruments contain the following extra items:

- Test cables (2 x red, 2 x black)
- Traceable certificate - for reference sensor input
- Traceable certificate - for sensor-under-test input

Model C instruments contain the following extra items:

- Traceable certificate - for reference sensor input

ACCESSORIES

- 125066 Extra fixture for sensor grip
- 125067 Extra sensor grip
- 120516 Thermocouple Male Plug - Type J - Black
- 120517 Thermocouple Male Plug - Type K - Yellow
- 120514 Thermocouple Male Plug - Type N - Orange
- 120515 Thermocouple Male Plug - Type T - Blue
- 120518 Thermocouple Male Plug - Type R / S - Green
- 120519 Thermocouple Male Plug - Type Cu-Cu - White

OPTIONS

Carrying Case

- Option CX

Our new developed protective carrying case gives excellent protection to the PTC calibrator and holds room for inserts, cables etc.



Trolley Carrying Case

- Option CT

With our special designed carrying case it is now possible to store reference sensors in the case with an optimum physical protection. With improved integrated trolley system for easy and safe transportation.



Support rod set - Option SR

Support rod for sensors to be mounted on all JOFRA PTC calibrators. Holds the sensor under test in its position, while calibrating. Includes 2 sensor grips and 2 fixtures for sensor grips.



Model A



Model B



Model C

FUNCTIONAL COMPARISON

	Model A	Model B	Model C
Dual-zone heating/cooling block	•	•	•
MVI - Mains Variance Immunity (or similar)	•	•	•
Stability indicator	•	•	•
Automatic step function	•	•	•
USB communication	•	•	•
Display resolution 0.01°C	•	•	•
Programmable max. temperature	•	•	•
External precision reference sensor input		•	•
"SET" follows "TRUE"		•	•
Input for RTD, TC, V, mA		•	
4-20 mA transmitter input incl. 24 VDC supply		•	
All sensor-under test inputs scalable to temperature		•	
Automatic switch test (open, close and hysteresis)		•	
OPTIONAL functionality by choosing Optional PTC Firmware Package - U1			
Download of calibration work orders from PC		•	
Upload of calibration results (as found & as left)		•	
Engineering units visible in display		•	
Additional sensor-under-test input types		•	

Order number									Description
Base model number									
PTC155									PTC-155 Series, -25 to 155°C (-22 to 311°F)
PTC350									PTC-350 Series, 33 to 350°C (91 to 662°F)
PTC660									PTC-660 Series, 33 to 660°C (91 to 1220°F)
Model version									
	A								Basic model, without input
	B								Full model, incl. Reference sensor input, Sensor-under-test input
	C								Middle model, incl. Reference sensor input
Power supply (US deliveries 60 Hz only)									
		115							115VAC
		230							230VAC
Mains power cable									
			A						European, 230V
			B						USA/Canada, 115V
			C						UK, 240V
			D						South Africa, 220V
			E						Italy, 220V
			F						Australia, 240V
			G						Denmark, 230V
			H						Switzerland, 220V
			I						Israel, 230V
Insert type and size									
				NON					No insert selected (standard)
				UNX					1 x Undrilled Insert (Please see Insert selection for code)
				XXX					1 x Single hole insert (Please see Insert selection for code)
				MXX					1 x Multi hole insert (Please see Insert selection for code)
				SIX					Set of 3 Imperial multi hole inserts. Covering holes from 1/8" to 1/2"
				SMX					Set of 4 Metric multi hole inserts. Covering holes from 3mm to 12mm
				SIM					Set of 9 Imperial inserts. Covering holes from 1/8" to 5/8" / for PTC-660 set of 8 inserts only up to 9/16"
				SMM					Set of 13 Metric inserts. Covering holes from 3mm to 15mm
User Interface Functionality (optional)									
					U1				Workorders, Complete Sensor-under-Test types, ect.
STS Reference sensor (B & C models only, optional)									
						R1			STS-102 Ref. sensor. Dia. 4mm. Length 30mm (STS102A030EH)
						R11			STS-150 Ref. sensor. Dia. 4mm. Length 180mm. For PTC-155 only (STS150A915EH)
						R12			STS-150 Ref. sensor. Dia. 4mm. Length 165mm. For PTC-350 only (STS150A935EH)
						R13			STS-150 Ref. sensor. Dia. 4mm. Length 203mm. For PTC-660 only (STS150A966EH)
Calibration Certificate									
						F			Traceable Callibration Certificate. (standard)
						H			Accredited Calibration Certificate
						EA			Full EURAMET Accredited Calibration Certificate
						FS			Traceable System Calibration Certificate (B & C model only)
						HS			Accredited System Calibration Certificate (B & C model only)
						EAS			Full EURAMET Accredited System Calibration Certificate (B & C model only)
Accessories									
						CX			Protective Carrying case
						CT			Solid Protective Carrying case with trolley
						SR			Support rod set
						CR			Protective Carrying case with Support rod set
						TR			Solid Protective Carrying case with trolley & Support rod set
PTC155	B	230	A	SMX	U1	R11	EA	CT	Sample order number PTC-155 B with 230VAC, EU power cord, set of metric inserts, workorders, STS-150 ref. sensor, full EA temp. calibration certificate, and carrying case with trolley.

Reference sensors to the PTC series of calibrators

Temperature ranges

For PTC-155: STS-102A030EH	-45 to 155 °C
For PTC-155: STS-150A915EH	-25 to 155 °C
For PTC-350: STS-150A935EH	0 to 350 °C
For PTC-660: STS-150A966EH	0 to 660 °C

Diameter and length

STS-102A030EH	4 x 30 mm
STS-150A915EH	4 x 180 mm
STS-150A935EH	4 x 165 mm
STS-150A966EH	4 x 203 mm

Calibration points

STS-102A030EH	-45, -20, 0, 50, 100, 155 °C
STS-150A915EH	-25, -18, -12, 0, 50, 100, 155 °C
STS-150A935EH	0, 100, 200, 275, 350 °C
STS-150A966EH	0, 100, 250, 400, 660 °C

Certificate.....Standard: Accredited

Plug with memory

Holding information as:

1. Measuring range
2. Ro value
3. Sensor coefficients
4. Calibration date
5. Serial no.



AMETEK Test & Calibration Instruments

A business unit of AMETEK Measurement & Calibration Technologies Division offering the following industry leading brands for test and calibration instrumentation.

JOFRA Calibration Instruments

Temperature Calibrators

Portable dry-block calibrators, precision thermometers and liquid baths. Temperature ranges from -90°C(-130°F) to 1205°C(2200°F). Temperature sensors for industrial and marine use.

Pressure Calibrators

Convenient electronic systems ranging from -25 mbar to 1000 bar - fully temperature-compensated for problem-free and accurate field use.

Signal Instruments

Process signal measurement and simulation for easy control loop calibration and measurement tasks.

M&G Pressure Testers & Pumps

Pneumatic floating-ball or hydraulic piston dead weight testers with accuracies to 0.015% of reading. Pressure generators delivering up to 1,000 bar.

Lloyd Instruments

Materials testing machines and software from Lloyd Instruments guarantees expert materials testing solutions. The comprehensive program also covers Texture Analysers to perform rapid, general food testing and detailed texture analysis on a diverse range of foods and cosmetics.

Davenport Polymer Test Equipment

Allows measurement and characterization of moisture-sensitive PET polymers and polymer density.

Chatillon Force Measurement

The hand held force gauges and motorized testers have earned their reputation for quality, reliability and accuracy and they represent the de facto standard for force measurement.

Newage Testing Instruments

Hardness testers, durometers, optical systems and software for data acquisition and analysis.



Contact:

Industrial Process Measurement, Inc.
3910 Park Avenue, Unit 7
Edison, NJ 08820
732-632-6400
support@instrumentation2000.com
<http://www.instrumentation2000.com>