

# SR360

## Alarm Unit with Current and Voltage Input and Double Relay Outputs



SR360



SR360 is designed for monitoring current and voltage signals in the process industry.

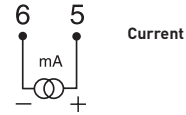
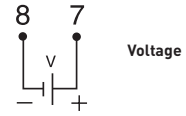
Two output relays with individually adjustable trip functions are available. LED's in the front indicate alarm state and correct power supply.

- Current and voltage input
- Two relay outputs with independent switch functions
- Monostable relays for safe tripping at power failure
- SPDT relays with 6 A switch capacity
- High configuration flexibility with DIP switches
- Trip levels and hysteresis adjustable from the front
- Three front LED's for trip indication and power supply monitoring
- 4 kV isolation between input, output and power supply
- Protective Separation acc. to EN 50178
- Universal 24 V AC and DC power supply
- DIN-rail mounting

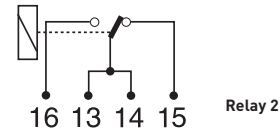
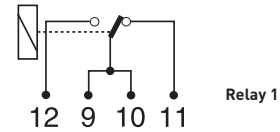
### Specifications:

<b>Input Current</b>	0(4) to 20 mA or ±20 mA (switch selectable)
Input impedance	5 Ω
Maximum overload	200 mA
<b>Input Voltage</b>	0 to 10 V or ±10 V (switch selectable)
Input impedance	1 MΩ
Maximum overload	250 V
<b>Output, Relay 1 &amp; 2</b>	
Relay contacts	1-pole switch over contact (SPDT)
Contact rating	250 VAC/DC, 6 A, 1 500 VA
Relay function	Monostable, Normally active or passive (switch selectable)
Alarm functions, relay 1	High/Low alarm (switch selectable)
Alarm functions, relay 2	High/Low alarm or Power failure alarm (switch selectable)
Alarm indication	Alarm state indicated by yellow LED
Adjustable alarm set-point	0 to 100 % of input range (12-turn potentiometers in front)
Adjustable hysteresis	0 to 60 % of span (12-turn potentiometers in front)
Response time	Ca. 20 ms (fixed)
<b>Operation temperature</b>	-20 to +60 °C / -4 to +140 °F
<b>Galvanic isolation</b>	
Input / power supply / relay outputs	4 kVAC, 1 min
Relay 1 / Relay 2	2.5 kVAC, 1 min
<b>Power supply</b>	
Voltage	24 VAC/DC ±15 %, 48 to 62 Hz (AC supply)
Power consumption	AC: ca. 2 VA, DC: ca. 1 W
<b>Typical accuracy</b>	Trip point: ±0.2 % of span
<b>Mounting</b>	Rail acc. to DIN EN 50022, 35 mm

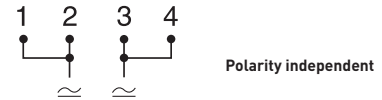
### Input connections



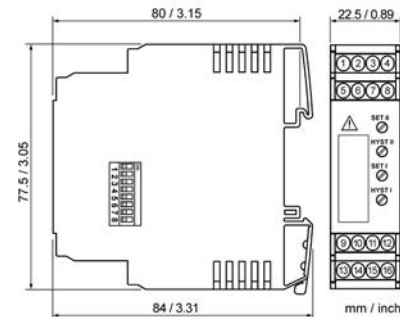
### Output connections



### Power supply



### Dimensions



### Ordering information

SR360, 24 VAC/DC	70SR360001
Configuration	70CAL00001

Contact:  
Industrial Process Measurement, Inc.  
3910 Park Avenue, Unit 7  
Edison, NJ 08820  
732-632-6400  
support@instrumentation2000.com  
http://www.instrumentation2000.com