

High-speed isolated 8-channel multifunction logger midi LOGGER **GL900-8**

NEW



- Voltage** Multifunction input on eight isolated channels
- Temperature** High-speed simultaneous sampling on eight channels, 16-bit resolution
- Humidity** Equipped with a large-format 5.7-inch color LCD for easy-to-read waveform display
- Pulse** Data can also be saved to PC-friendly USB memory sticks
- Logic**

GL900 main unit specifications	
Item	Description
No. of analog input ch.	8 ch
External input/output	Trigger input (1 channel), Logic input (4 channels) or Pulse input (4 channels), Alarm output (4 channels)
Sampling interval	10µs to 1 min
TIME/DIV	10 ms/DIV to 24 hour/DIV
Timer functions	Date and time, daily cycle, hourly cycle
Trigger functions	Type: Start: Data capture starts when a trigger is activated; Stop: Data capture stops when a trigger is activated Condition: Start: Off, Input signal level (analog, logic/pulse), External*1 Stop: Off, Input signal level (analog, logic/pulse), External*1, Scheduled time Combination: Input signal level: Level OR, Level AND, Edge OR, Edge AND Mode: H (Rising), L (Falling), Window In*2, Window Out*2
Alarm setting functions	Rising, Falling, Window In*2, Window Out*2
Alarm output*1	Number of channels: 4, Open collector output (5V, 10 kΩ pull-up resistance)
Pulse input*1, *3	RPM mode: 50 to 20 M RPM/F.S. (in steps of 1, 2, or 5) Count mode: 50 to 20 M C/F.S. (in steps of 1, 2, or 5) Inst. Mode: 50 to 20 M C/F.S. (in steps of 1, 2, or 5)
Calculation functions	Statistical calculations*4: Average, Peak, Maximum, Minimum, RMS (2 calculations can be set simultaneously)
Other functions	Search function, annotation input function
PC interface	Ethernet (10BASE-T/100BASE-TX), USB (High Speed supported) provided as standard
Ethernet functions	Web server function, FTP server function, NTP client function
USB function	USB drive mode (File transfer and deletion from internal GL900 memory)
Memory device	Internal: One million data points / Internal flash memory: Approx. 256 MB External: USB memory slot (High speed supported)*5
Display screens	Waveforms + digital values, enlarged waveforms, digital values + calculation results, X-Y
Display unit	5.7-inch TFT color LCD
Operating environment	0 to 40°C, 5 to 85% R.H. (15 to 35°C when using batteries)
Withstand voltage	Between each input channel and GND: 1000 V p-p for one minute, between input terminals: 1000 Vp-p for one minute
Power supply	AC adapter: 100 to 240 VAC, 50 to 60 Hz DC input: 8.5 to 24 VDC Battery pack*6: Option
Power consumption	42 VA (when operating and charging battery with AC power)
External dimensions	232 x 150 x 80 mm (W x H x D), approx.
Weight (approx.)	1.1 kg (excluding AC adapter and battery)
Vibration-tested conditions	Equivalent to automobile parts Type 1 Category A classification

Terminal block specifications	
Item	Description
Input terminal type	Voltage: BNC connector Temperature: M3 screw type terminal board*7
Input method	All channels isolated Imbalanced input Simultaneous sampling of all channels
Measurement ranges	Voltage: 20, 50, 100, 200, 500 mV; 1, 2, 5, 10, 20, 50, 100, 200, 500 V F.S., 1-5 V F.S. Temperature: Thermocouples: K, J, E, T, R, S, B, N, W (WR5-26) Humidity: 0 to 100% (voltage 0 V to 1 V scaling conversion) with B-530 (option)
Input filter	Off, Line, 5 Hz, 50 Hz, 500 Hz
Measurement	Voltage: ±0.25% of F.S. Thermocouple: Type: Measurement temperature range Measurement accuracy R/S: 0°C ≤ TS ≤ 100°C ±7.0°C 100°C < TS ≤ 300°C ±5.0°C R: 300°C < TS ≤ 1600°C ±(0.05% of rdg + 3.0°C) S: 300°C < TS ≤ 1760°C ±(0.05% of rdg + 3.0°C) B: 400°C ≤ TS ≤ 600°C ±5.5°C 600°C < TS ≤ 1820°C ±(0.05% of rdg + 3.0°C) K: -200°C ≤ TS ≤ -100°C ±(0.05% of rdg + 3.0°C) -100°C < TS ≤ 1370°C ±(0.05% of rdg + 2.0°C) E: -200°C ≤ TS ≤ -100°C ±(0.05% of rdg + 3.0°C) -100°C < TS ≤ 800°C ±(0.05% of rdg + 2.0°C) T: -200°C ≤ TS ≤ -100°C ±(0.1% of rdg + 2.5°C) -100°C < TS ≤ 400°C ±(0.1% of rdg + 1.5°C) J: -200°C ≤ TS ≤ -100°C ±3.7°C -100°C < TS ≤ 100°C ±2.7°C 100°C < TS ≤ 1100°C ±(0.05% of rdg + 2.0°C) N: 0°C ≤ TS ≤ 1300°C ±(0.1% of rdg + 2.0°C) W: 0°C ≤ TS ≤ 2000°C ±(0.1% of rdg + 2.5°C) Reference contact compensation accuracy: ±1.0°C
A/D converter	16 bits (out of which 14 bits are internally acknowledged)
Maximum permissible input voltage	Between input channel + and - terminals: 20 mv to 1 V: ±30VDC 2 V to 500 V: ±500VDC Between input channel terminals: 60 Vp-p Between input channel terminal and GND terminal: 60 Vp-p
Withstand voltage	Between input channel terminal and GND terminal: 1 minute at 1000 Vp-p Between input channel terminals: 1 minute at 1000 Vp-p

*1 Logic alarm cable (B-513) is required.
*2 Cannot be set for logic input
*3 Maximum input frequency: 50 kHz, maximum number of counts: 15 M C
*4 In real time or when Between Cursors has been specified (during Replay)
*5 1 file = 2 Gbytes (depends on the USB memory stick used) *6 Please install two battery packs.
*7 Connections are made to both the BNC terminal and M3 screw terminal for the same channel.
*8 Thermocouple diameters T:0.32φ, others:0.65φ
*9 Operating temperature range: -25 to +80°C

Brand names and product names listed in this brochure are the trademarks or registered trademarks of their respective owners. Specifications are subject to change without notice. RoHS Compliant model

GRAPHTEC
Graphtec Corporation

Contact:
Industrial Process Measurement, Inc.
3910 Park Avenue, Unit 7
Edison, NJ 08820
732-632-6400
support@instrumentation2000.com
http://www.instrumentation2000.com

CE
ER040909 Vol.3

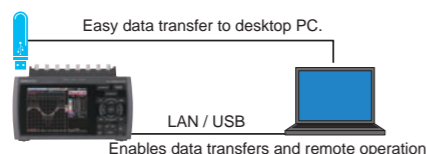
8 isolated channels & high speed simultaneous sampling



High-speed isolated 8-channel multifunction logger midi LOGGER GL900

Data can be captured to PC-friendly USB memory sticks

Long-term data can be captured directly to built-in 256-MB flash memory or to an external USB memory stick at sampling intervals of from 1 ms to 1 min. For high-speed sampling at intervals faster than 1 ms, up to one million data points can be captured to internal RAM.



Example of 8-channel analog measurement

Capture destination	10µs	100µs	500µs	1ms	10ms	100ms	1s
Internal RAM (up to one million points)	10 sec.	Approx. 1 min and 40 sec.	Approx. 8 min and 20 sec.	Approx. 16 min and 40 sec.	Approx. 2 hrs and 3 hrs.	Approx. 1 day and 3 hrs.	11 days and 13 hrs.
Internal flash memory (256 MB)	x	x	x	Approx. 1 hour	Approx. 11 hrs.	Approx. 4 days	Approx. 46 days
External USB memory stick (512 MB)	x	x	x	Approx. 22 hrs.	Approx. 9 days	Approx. 93 days	

The USB memory stick must be a standard model (without fingerprint recognition or other proprietary features).

Comprehensive built-in trigger and timer functions

Using a combination of trigger and timer functions eliminates superfluous data and enables capture of only the required data.

Setting example 1 To perform measurement over a four-day period starting January 10

Timer setting	Date and time	Start setting	January 10 00 hours 00 minutes
		Stop setting	January 14 23 hours 59 minutes
Trigger setting		Start trigger	Off
		Stop trigger	Off

Start key On
Timer period
Data capture

Setting example 2 To perform measurements of abnormal signals during device operations


Timer setting	Daily cycle	Start setting	09 hours 00 minutes
		Stop setting	17 hours 00 minutes
Trigger setting		Start trigger	Level CH 1 (3 V Rising)
		Stop trigger	Level CH 1 (2 V Falling)
		Repeat	On

Start key On
End of data capture as timer setting takes priority
Start trigger 3 V
Stop trigger 2 V
Timer period
Trigger activation points
Data capture

Easy-to-use upright high-speed isolated 8-channel multifunction logger

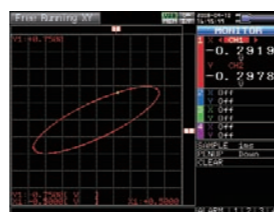
An easy-to-use upright device enabling isolated 8-channel multifunction input, the GL900 is capable of performing high-speed simultaneous measurements of voltage, temperature, and various other phenomena.

- Voltage** +/-20 mV to +/-500 V
- Temperature** Thermocouples: K, J, E, T, R, S, B, N, W
- Humidity** 0 to 100% (the B-530 option is required)
- Pulse** 4 channels Count, Inst., Rpm
- Logic** 4 channels ‡ Select either Pulse or Logic



Can be used as an X-Y recorder

The GL900 reproduces analog X-Y recorder movements and provides the illusion of pen up/down movements. It can be operated like an analog X-Y recorder and can also be used as a 4-pen X-Y recorder. The digital data format facilitates post-measurement confirmation of data values and report creation.




High-precision temperature measurement even during high-speed sampling

Lets users perform high-precision temperature measurements even during high-speed sampling – ideal for performing combined voltage and temperature measurements.


High-voltage measurement capability

The wide 500 V range enables 100 to 240 VAC power supply voltage waveform measurements. Using logic input and a clamp meter simultaneously allows measurement of a device's power supply voltage and current concurrently with sequential control of various points.



Built-in, large-format 5.7-inch color LCD for easy-to-read waveforms

The bright, easy-to-read large-format 5.7-inch color TFT LCD provides vivid, easy-to-read waveform displays. Cursor keys enable fast, easy control and setup. The waveform display can be scrolled at high-speed – 10 ms/DIV.




Free Running display for waveform-checking without the need for data capture

The Free Running display lets users check input signal waveforms even before measurements begin. Since waveforms are displayed on each setup screen, users can make settings while viewing the waveforms.

Easy PC measurement via USB; remote monitoring via Ethernet web server and FTP functions

The USB and Ethernet connections enable transfer of captured data to your PC and setup and control of the GL900 from a PC, even without the PC software provided standard with the GL900.



Web server/FTP server functions

Waveform display and GL900 setup operations can be performed via a web browser (e.g., Internet Explorer). In addition, data files captured to the GL900's internal memory or to a USB memory stick can be transferred or deleted from the PC.

USB drive mode

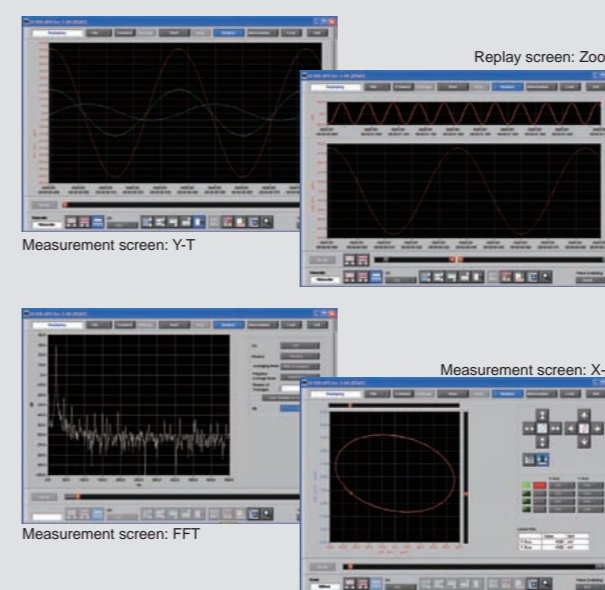
When your GL900 is connected to your PC via the USB interface, the GL900 can be operated in USB mode to enable fast, easy data transfers from internal memory to the PC.

NTP client function

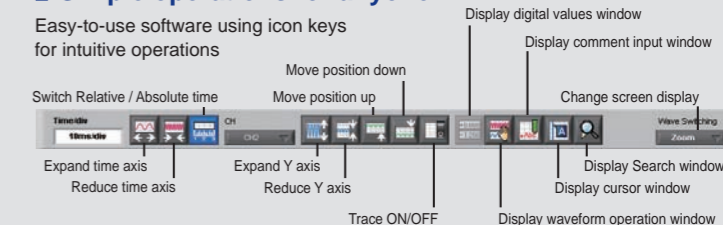
Simply connect the GL900 to an NTP server via an Ethernet connection to synchronize GL900 time with NTP server time at periodic intervals.

Dedicated software for real-time data capture

Three measurement screens are provided to allow selection of the screen that best suits measurement needs. The Replay screen provides a Zoom screen feature to enable enlarged display of specific sections of long-term measurement data.



Simple operations for anyone



Convenient functions

Various convenient data-processing functions are built in.

- **Direct to Excel function**
This function enables measurement data to be written directly to an Excel file.
- **Search function**
This function enables searching for specific values in the captured data.
- **CSV batch conversion function**
This function enables batch conversion of multiple captured files to CSV file format.
- **Thumbnail function**
This function enables display of captured data files as thumbnails.